



**OCHIG (fisher), NIGIG (otter)
AND GIDAGAA-BIZHIW (bobcat)
HARVESTS DURING 2009 - 2010
IN THE 1837 AND 1842 CEDED TERRITORIES
IN WISCONSIN AND MINNESOTA**

by

Jonathan Gilbert Ph.D.
GLIFWC
Wildlife Section Leader

Admin Report 10 - 23
September 2010

**Great Lakes Indian Fish
& Wildlife Commission**

P. O. Box 9
Odanah, WI 54861
(715) 682 - 6619

OCHIG (fisher), NIGIG (otter) AND GIDAGAA-BIZHIW (bobcat) HARVESTS DURING 2009 - 2010 IN THE 1837 AND 1842 CEDED TERRITORIES IN WISCONSIN AND MINNESOTA

Introduction

The purpose of this report is to provide the results of the 2009 - 2010 off-reservation treaty trapping seasons for ochig (fishers), nigig (otters) and gidagaa-bizhiw (bobcats) in the 1837 and 1842 ceded territories of Wisconsin and Minnesota (Figure 1). Hunters and trappers were members of the six Wisconsin Bands of Lake Superior Chippewa Indians and the Mille Lacs Chippewa Tribe (Minnesota). Harvests by Fond du Lac trappers were reported by Schrage (pers. commun.) and are included in totals in this report.

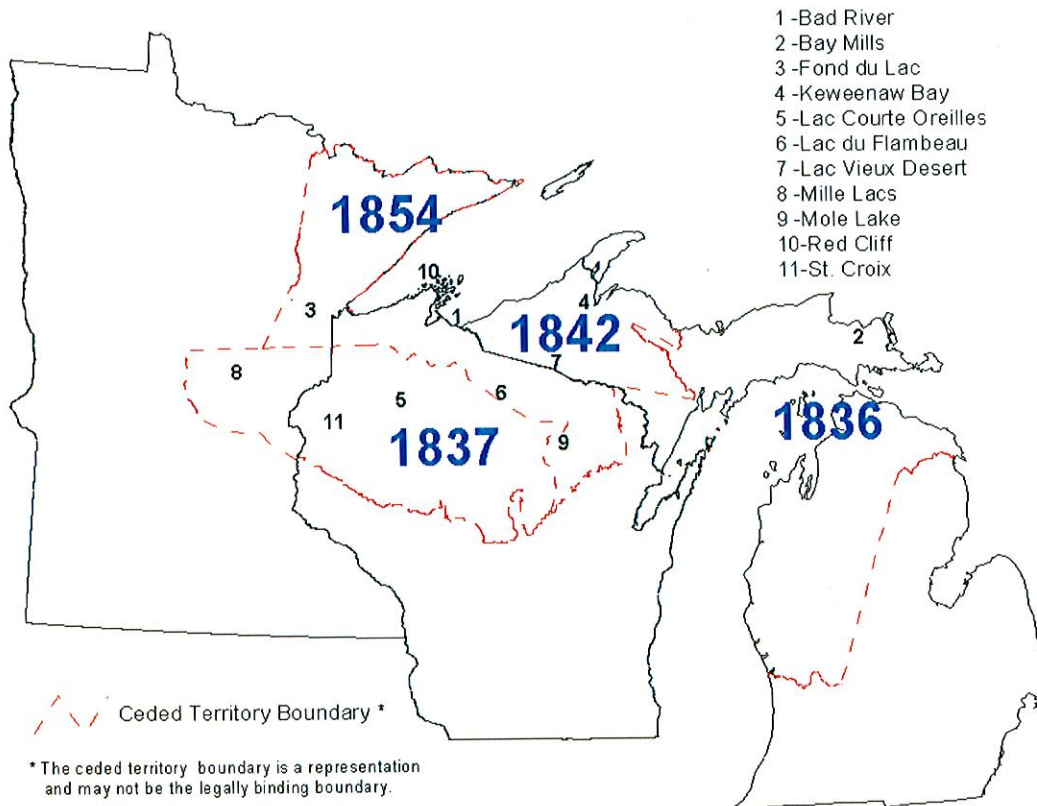


Figure 1. Location of GLIFWC member tribes in Michigan, Wisconsin and Minnesota.

Regulations and Annual Summary

Wisconsin

The trapping season began on October 1 for otters and bobcats and on November 1 for fishers. The season ended on March 31 for these species. Trappers (and hunters for bobcats) were required to obtain carcass tags for each species. Upon harvest the trapper or hunter was required to tag the animal and register it at a tribal registration station by 5:00 pm of the third working day after harvest. Fisher harvest was managed by zone, while otter and bobcat harvest limits applied throughout the ceded territories.

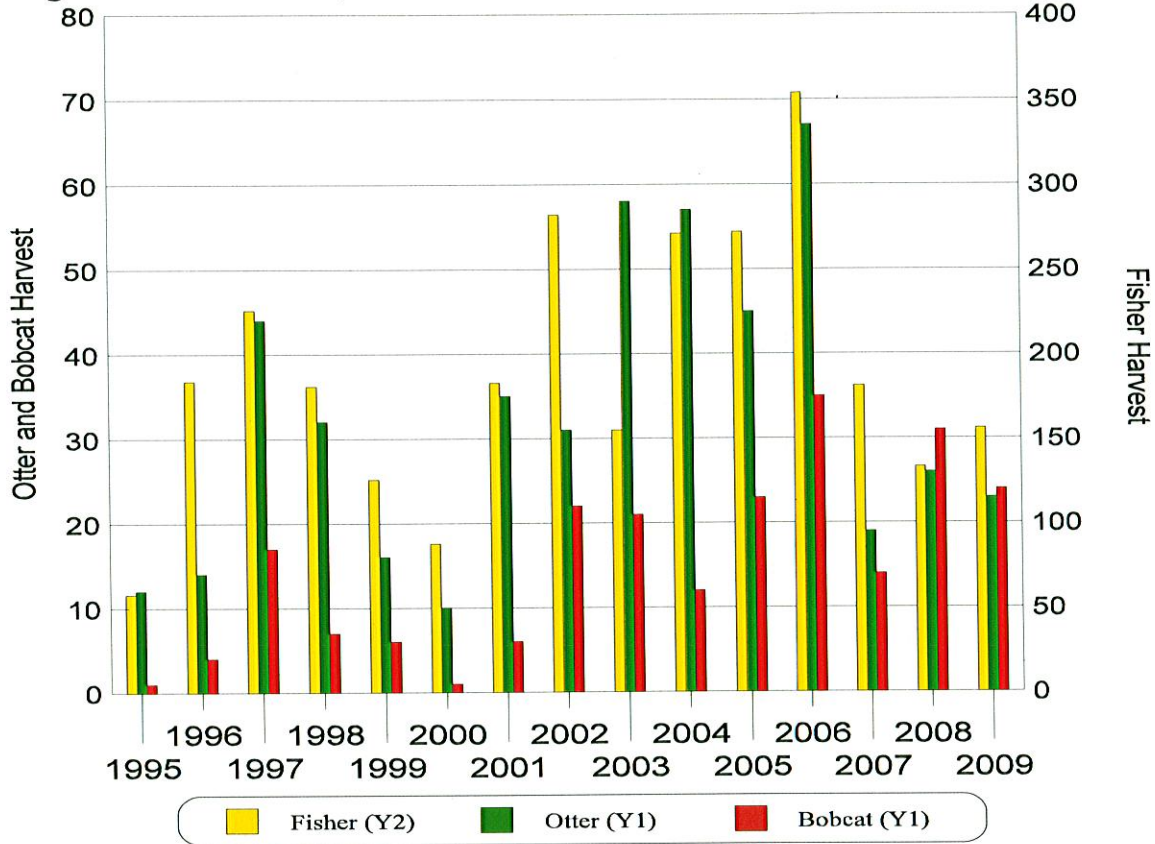
The number of tribal members validating their permits for trapping increased to 1,450 trappers, 209 more than in 2008 (Table 1). Otter and bobcat harvests declined from the 2008 - 2009 levels, while fisher harvest increased (Figure 2).

Table 1. Number of licensed trappers and numbers of fishers, otters, and bobcats harvested by tribal members in Wisconsin during off-reservation treaty trapping seasons from 1995 - 96 through 2009 - 2010.

Season	Licensed Trappers*	Fisher Harvest	Otter Harvest	Bobcat Harvest
1995 - 1996	966	58	12	1
1996 - 1997	1,125	184	14	4
1997-1998	1,449	226	44	17
1998-1999	1,570	181	32	7
1999 - 2000	1,539	126	16	6
2000 - 2001	1,125	88	10	1
2001 - 2002	1,065	182	35	6
2002 - 2003	1,013	282	31	22
2003 - 2004	1,047	155	58	21
2004 - 2005	943	271	57	12
2005 - 2006	1,467	272	45	23
2006 - 2007	1,265	354	65	35
2007 - 2008	1,032	181	19	14
2008 - 2009	1,241	133	26	31
2009 - 2010	1, 450	156	23	24

* The number of licensed trappers reflects the number of tribal members validating their off-reservation treaty harvesting permit for trapping, whether or not they set any traps or received any trapping tags. From 1997 - 98 through 2009 - 2010 this number included Mille Lacs members trapping in Minnesota.

Figure 2. Tribal fisher, otter and bobcat harvests in Wisconsin, 1995-2009.



Minnesota

The 2009 - 2010 treaty trapping seasons in the Minnesota 1837 ceded territory were concurrent with those in Wisconsin. In 2009 - 2010 there were no fishers, otters, bobcats or martens registered at the Mille Lacs registration station or at the Fond du Lac station.

FISHER HARVEST

Wisconsin

The off-reservation treaty fisher season began on November 1, 2009 and extended to March 31, 2010. During this 151 day period a total of 156 fishers were harvested off-reservation by tribal members (Table 2). This represented an increase of 23 fishers from the 2008 - 2009 harvest (133) (Table 1).

Fisher populations in the ceded territory are healthy and have stabilized at about 10,000 - 11,000 fishers (population modeling, WDNR). Research indicates that when the sex ratio of the harvest is in favor of females, the population is likely being over-exploited. The sex ratio of the harvest in 2009 was 98:58 in favor of males, returning to a trend observed in earlier years.

Table 2. Off-reservation treaty fisher harvest as reported by registration station for the 2009 - 2010 season.

Registration Station	Males	Females	Unknown	Totals
Bad River	0	0	0	0
Fond du Lac	0	0	0	0
Lac Courte Oreilles	66	28	0	94
Lac du Flambeau	0	0	0	0
Mille Lacs	0	0	0	0
Mole Lake	0	0	0	0
Red Cliff	0	1	0	1
St. Croix	32	29	0	61
In Field Registration	0	0	0	0
Totals	98	58	0	156

Tribal trappers in Wisconsin harvested fisher in 3 of the 6 fisher trapping zones (Table 3, Figures 3 and 4). Tribal members harvested 96 fishers in Zone A, 44 fishers in Zone B, and 156 of the overall quota of 1,100 fishers. Tribal harvest was concentrated in a few management units in each zone.

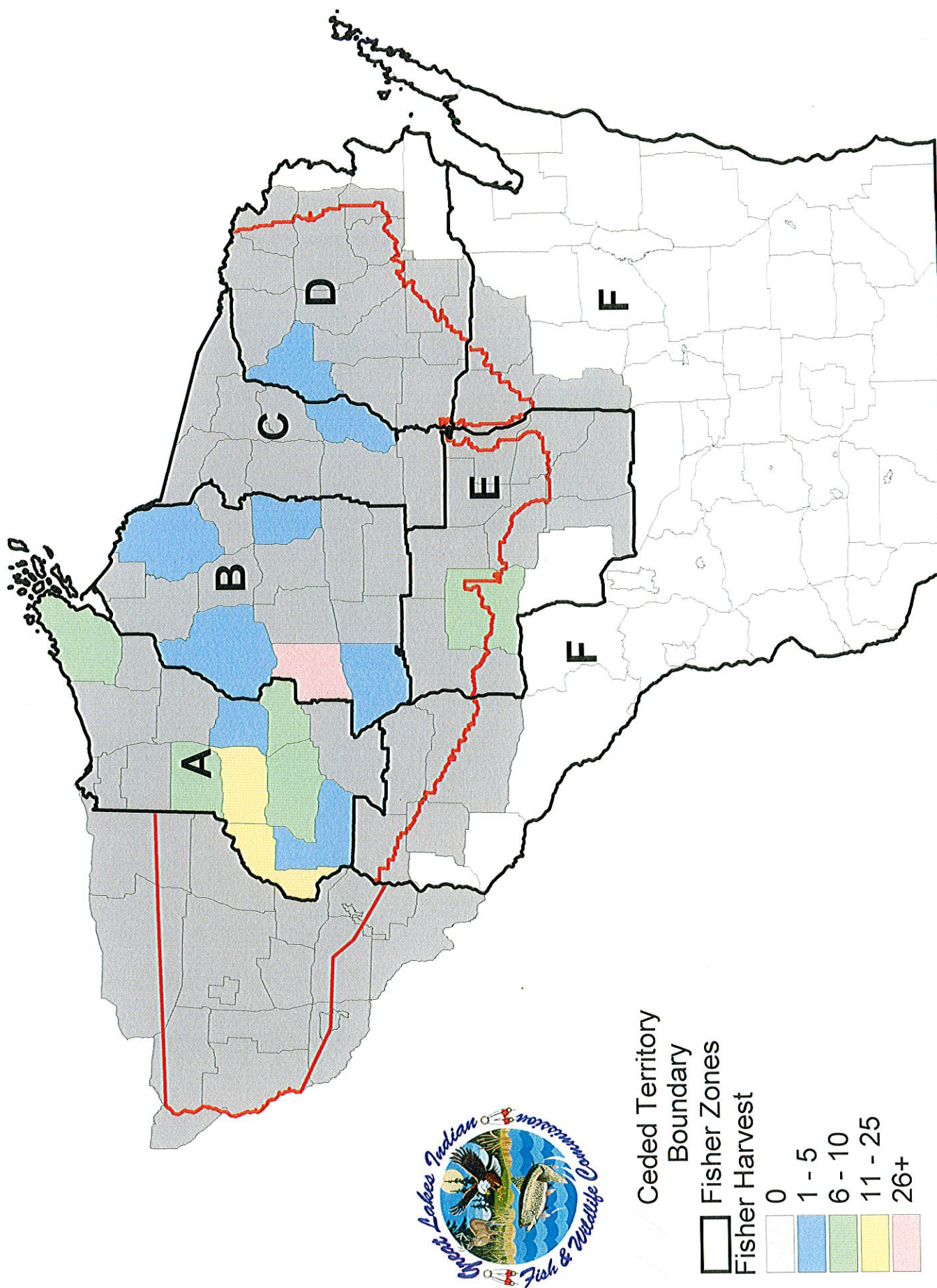


Figure 4. Distribution of tribal off-reservation treaty fisher harvest in the Wisconsin and Minnesota ceded territories during the 2008 - 2009 trapping season.

Table 3. Off-reservation treaty fisher harvest and quota levels reported by deer management unit (DMU) and fisher zone for the 2009 - 2010 season in Wisconsin.

FISHER ZONE	DMU	TRIBAL QUOTA	MALE	FEMALE	UNKNOWN	TOTAL
A	3	300	0	1	0	1
	8		10	10	0	20
	10		4	4	0	8
	11		12	9	0	21
	15		6	9	0	15
	16		2	1	0	3
	17		20	6	0	26
	22		2	0	0	2
	SUBTOTAL		56	40	0	96
B	13	250	11	3	0	14
	18		20	10	0	30
	SUBTOTAL		31	13	0	44
C	SUBTOTAL	200	0	0	0	0
D	SUBTOTAL	175	0	0	0	0
E	58	100	10	3	0	13
	SUBTOTAL		10	3	0	13
F	SUBTOTAL	75	0	0	0	0
Unknown			1	2	0	3
TOTAL		1100	98	58	0	156

Table 4. Off-reservation treaty fisher harvest totals reported by county for the 2009 - 2010 season in Wisconsin.

County	Males	Females	Unknown	Totals
Barron	3	1	0	4
Bayfield	0	1	0	1
Burnett	30	28	0	58
Chippewa	1	0	0	1
Clark	2	2	0	4
Eau Claire	8	1	0	9
Polk	2	1	0	3
Rusk	13	8	0	21
Sawyer	28	9	0	37
Washburn	11	7	0	18
Unknown	3	1	0	4
Totals	98	58	0	156

Tribal harvest of fisher was distributed among 10 counties (Table 4) a decline of 4 counties over 2008 - 2009. In 2009 - 2010 more fishers were harvested in Burnett county than any other. Sawyer county was second.

Minnesota

No fishers were harvested by tribal members in the Minnesota 1837 ceded territory.

OTTER HARVEST

Wisconsin

Twenty three (23) otters were harvested off-reservation by tribal members during the 2009 - 2010 trapping season (Tables 5, 6 and 7), which ran concurrent with the fisher trapping season. This harvest represented a decline of 3 otters from 2008 - 2009 (Table 1). Most otters were registered at St. Croix.

Table 5. Off-reservation treaty otter harvest as reported by registration station for the 2009 - 2010 season in Wisconsin.

Registration Station	Males	Females	Totals
Bad River	0	0	0
Lac Courte Oreilles	4	1	5
Lac du Flambeau	1	0	1
Mille Lacs	0	0	0
Mole Lake	0	0	0
Red Cliff	1	0	1
St. Croix	7	9	16
Totals	13	10	23

Minnesota

There were no otters registered in the 1837 ceded territory.

Table 6. Off-reservation treaty otter harvest reported by deer management unit for the 2009 - 2010 season in Wisconsin.

Deer Management Unit	Males	Females	Totals
3	1	0	1
8	2	1	3
10	2	2	4
11	3	5	8
16	0	1	1
18	3	1	4
24	1	0	1
29A	1	0	1
Totals	13	10	26

Table 7. Off-reservation treaty otter harvest as reported by county for the 2009 - 2010 season in Wisconsin.

County	Males	Females	Totals
Bayfield	1	0	1
Burnett	7	8	15
Chippewa	1	0	1
Iron	1	0	1
Polk	0	1	1
Rusk	1	1	2
Sawyer	2	0	2
Total	13	10	23

BOBCAT HARVEST

Wisconsin

There were 24 bobcats harvested during the 2009 - 2010 off-reservation treaty trapping season, which began October 1, 2009 and extended through March 31, 2010 (Tables 8, 9 and 10). This was a decline of 7 bobcats from the 2008 - 2009 off-reservation bobcat harvest (Table 1).

Table 8. Off-reservation treaty bobcat harvest as reported by registration station for the 2009 - 2010 season in Wisconsin.

Registration Station	Males	Females	Total
Bad River	1	5	6
Fond du Lac	1	0	1
Lac Courte Oreilles	2	4	6
Lac du Flambeau	1	4	5
Mille Lacs	0	0	0
Mole Lake	0	1	1
Red Cliff	0	2	2
St. Croix	2	1	3
In Field	0	0	0
Total	7	17	24

Table 9. Off-reservation treaty bobcat harvest reported by deer management unit for the 2009 - 2010 season in Wisconsin.

Deer Management Unit	Males	Females	Total
1	0	1	1
2	1	0	1
3	0	2	2
4	0	3	3
5	1	0	1
8	1	1	2
10	1	0	1
13	0	2	2
17	0	1	1
18	2	1	3
29A	0	1	1
31	0	1	1
33	1	1	2
37	0	1	1
43	0	1	1
56	0	1	1
Total	7	17	24

Table 10. Off-reservation treaty bobcat harvest as reported by county for the 2009 - 2010 season in Wisconsin.

County	Males	Females	Total
Bayfield	1	3	4
Burnett	2	1	3
Douglas	1	4	5
Forest	0	1	1
Iron	0	1	1
Marathon	1	1	2
Oneida	0	2	2
Rusk	1	0	1
Sawyer	1	3	4
Washburn	0	1	1
Total	7	17	24

Minnesota

No bobcats were harvested in 1837 Minnesota Ceded Territory.